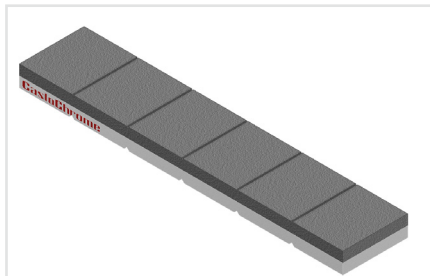


## Standard Parts


Eutectic provides standard parts in a variety of thicknesses and profile dimensions. These parts are well known for their ease of installation, range of applications, and flexibility in managing high wear.



Can bend  
around  
radiuses




Wafer Bars



Choky Bars

Protect  
without the  
need for  
complete  
coverage



Wear Octagons




Wear Buttons

Protect  
bolt  
locations



Wear Donuts



Wear Plates

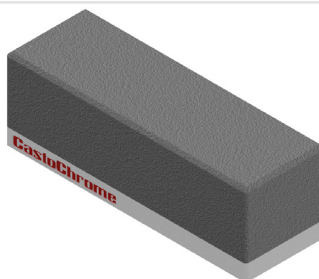
Protect larger  
flat surfaces,  
such as: chutes,  
bins, & apron  
feeder walls

Wear Rolls and Blocks protect corners and allow  
for trapping to provide material on material wear


Used in high-abrasion areas  
that require more coverage



Wear Rolls



Wear Blocks



Skid Blocks